

Bawag P.S.K.

per 31.12.2013

Public sector covered bonds

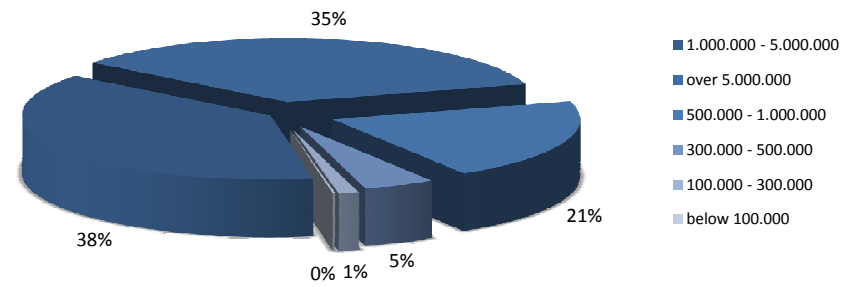
1. OVERVIEW

in mn. EUR

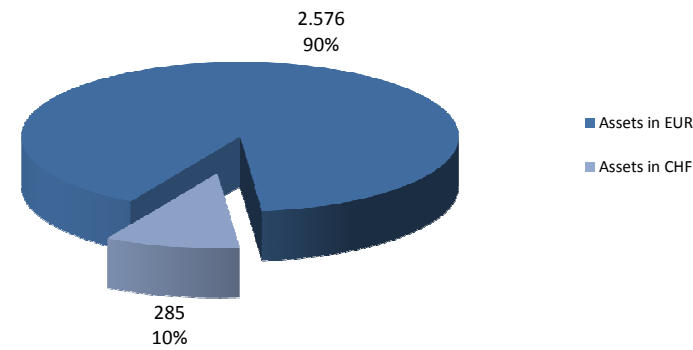
Total outstanding liabilities	1.820
Total assets in the cover pool	2.861
Issuer senior unsecured rating	Baa2
Covered bonds rating	Aa1
Rating Agency	Moody's
Over-collateralisation nominal	57,2%
Over-collateralisation net present value	47,7%

2. COVER POOL INFORMATION

2.1 Credit distribution by volumes and currency - Total cover pool



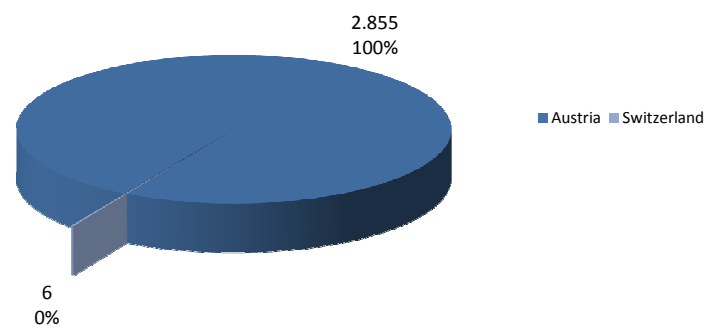
2.1 Currency distribution by currency - Total cover pool in EUR equivalent



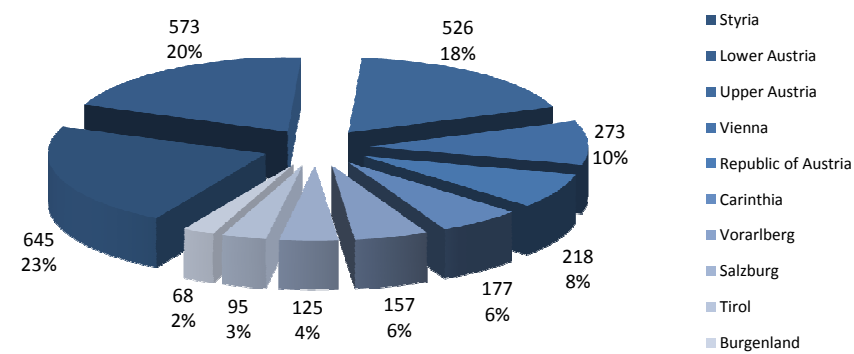
\*Substitute collateral: cash, securities of the fixed assets (government loan etc.)

Derivatives in cover pool	in mn EUR
Total Amount of Derivatives in cover pool	0
of which Interest Rate Derivatives	0
of which FX Derivatives	0

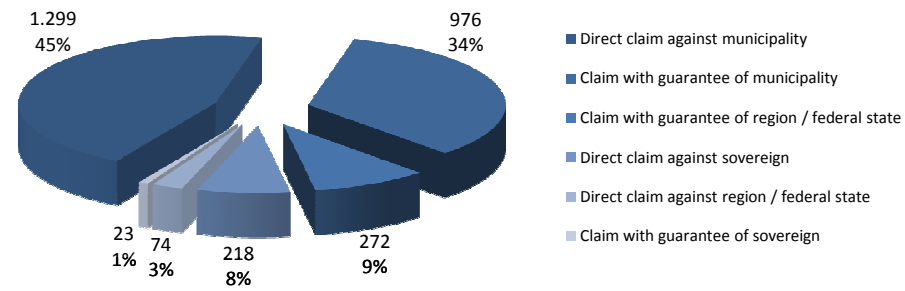
2.2 Regional distribution of total cover pool - Europe



2.2 Regional distribution of total cover pool - Austria



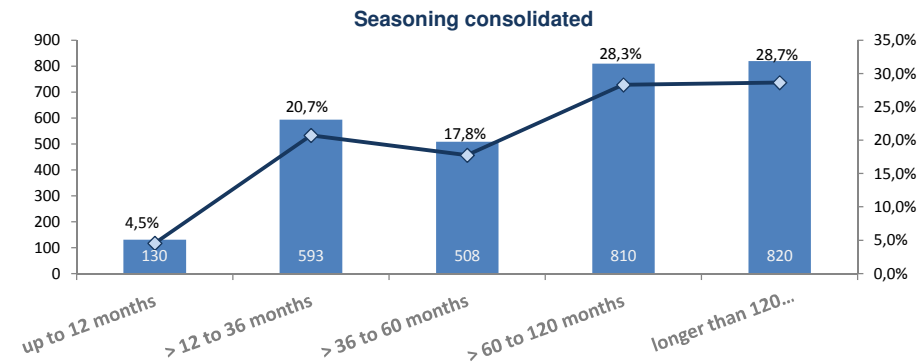
2.3 Distribution of assets in the cover pool by type of borrower / guarantor



2.4 Seasoning of assets in the cover pool

Average seasoning of assets in the cover pool (in years)

6,9


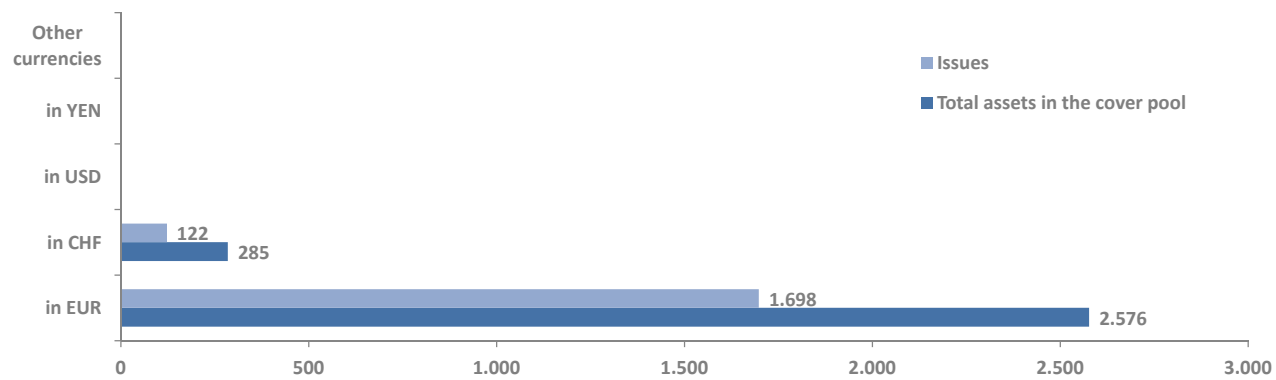


2.5 Additional cover pool information

Additional cover pool information	in mn EUR/No/%
Number of assets	2082
Number of borrowers	0
Number of guarantors	0
Average exposure to borrowers in mn EUR	0
Average loan balance in mn EUR	0
Largest 10 loans	0,0%
Largest 10 guarantors	0,0%
Bullet maturity loans	0,0%
Loans in non-domestic currency	0,0%
Percentage of fixed rate loans (adjustment > 1 year)	0,0%

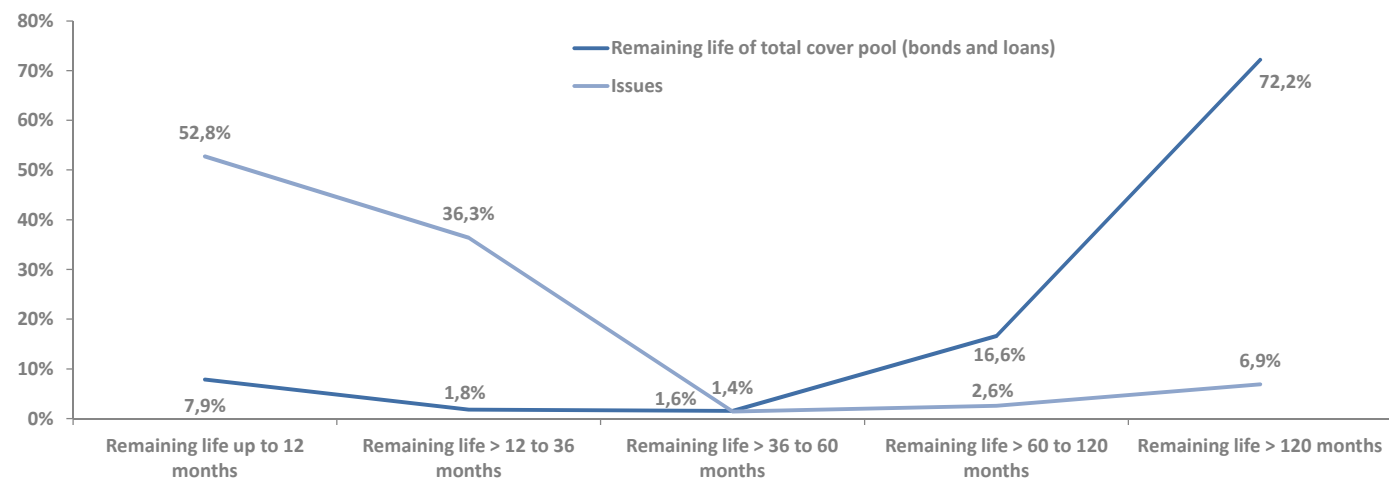
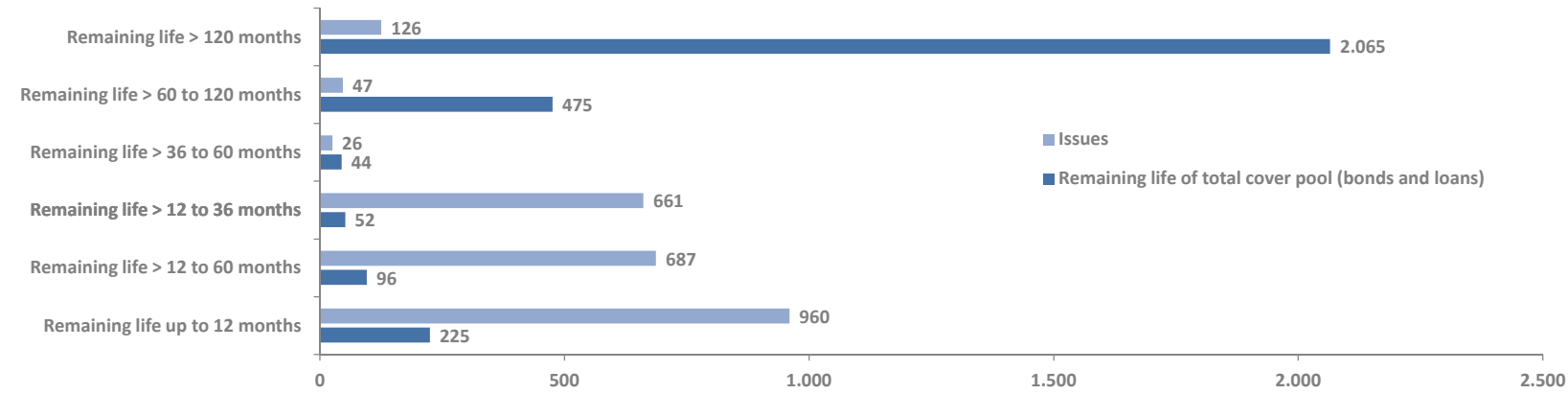
3. Issues information - asset/liability match

3.1 Currency mix after swaps - total cover pool and issues

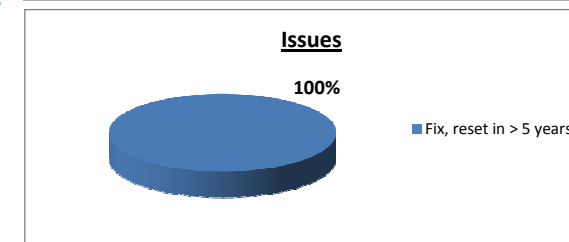
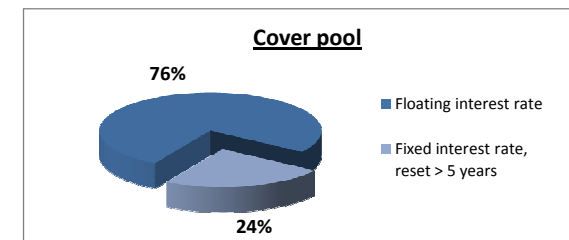
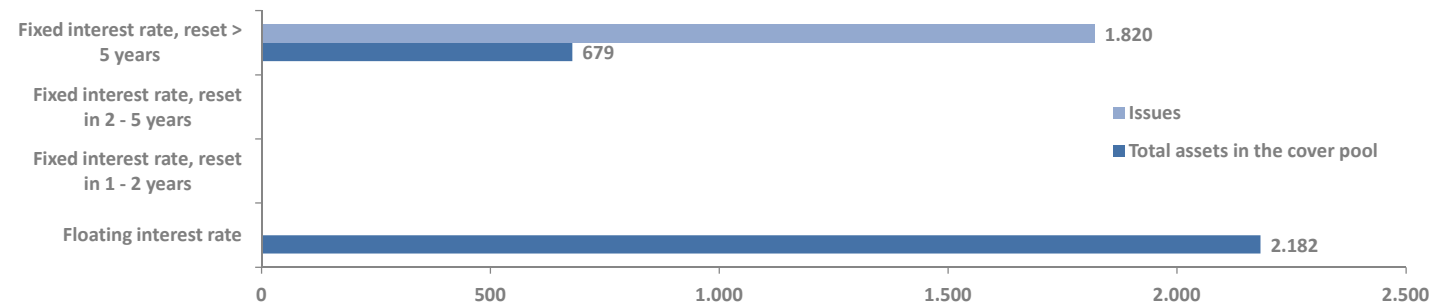


### 3.2 Weighted average remaining life - total cover pool and issues

Weighted average life of cover pool (in years, including redemptions)	14,7
Weighted average life of cover pool (in years, average legal maturity)	0,0
Weighted average life of issues	2,4



### 3.3 Interest rate type after swaps - total cover pool and issues



### 3.4 Other key figures

#### Other key figures

Number of issues	27
Average size of issues (in mn EUR)	67,4